

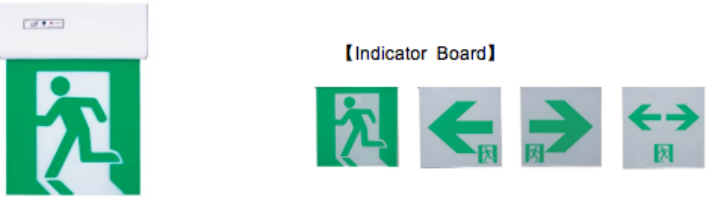


**ANP-LYD**

**LED Exit Lights**

Module No.	Dimension (m/m) (L)X(H)X(W)	Indicator Board Size (m/m)	Battery (Ni-Mh)	Lamp Spec SMD High Power LED	Weight	Photo
ANP-LYD-360	370 X 180 X 30	360 X 132	AAA 3.6V 750mAh	LED X 18	0.8 kgs	 
ANP-LYD-500	510 X 227 X 30	500 X 179	AA 3.6V1600mAh	LED X 26	1.2 kgs	
ANP-LYD-600	610 X 260 X 30	600 X 212	AA 3.6V1600mAh	LED X 32	1.6 kgs	
ANP-LYD-1000	1010 X 260 X 30	1000 X 212	SC 3.6V2500mAh	LED X 54	2.7 kgs	
ANP-LYD-150	210 X 155 X 30	150 X 162	2/3AAA 3.6V 300mAh	LED X 8	0.4 kgs	
ANP-LYD-200	210 X 260 X 30	200 X 212	2/3AAA 3.6V 300mAh	LED X 11	0.6 kgs	
ANP-LYD-400	410 X 460 X 30	400 X 412	AA 3.6V1600mAh	LED X 33	1.7 kgs	